



FABRIC INSPECTION REPORT N010

Client Name:

Barrel USA

Page 1 of 4

A. GENERAL INFORMATION			
Factory Name:	Shaoxing Yangshi Textile Co.,Ltd		
Color Name:	Black, Orange, Neon Yellow		
Product PO:	N/A		
Product Item/Style:	N/A		
Inspection Date:	Jan 08,2017	Inspection Location:	Shaoxing, Zhejiang, China

Inspection Standard:	4 Point System - Visual Inspection	Production Status:	100% Finished
Order Quantity (length):	Black:300m; Orange: 600m; Neon Yellow:250m	Lot Size (length):	Black:282m; Orange: 571m; Neon Yellow:272 m
Sample Size (length):	Black:282m; Orange: 571m;Neon Yellow:272 m		

B. INSPECTION RESULT SUMMARY	
Total Actual Length Inspected:	Black:282m; Orange: 571m; Neon Yellow:272 m
Total Rolls/Pieces Inspected:	Black:282m; Orange: 571m; Neon Yellow:272 m
Rolls/Pieces Failed:	Orange: Roll (4) /140m, Roll (3)/147m; Neon Yellow:Roll (1) /138m
Rolls/Pieces Passed:	Black:Roll (1&2)/282m;Orange: Roll (1&2)/285; Neon Yellow:Roll (2) /133m
Total Length Failed:	Orange(287m) +Neon Yellow (138m) = 425 meters
Total Length Passed:	Black(282m) + Orange (285 m) + Neon Yellow (133m)= 700 meters

OVERALL RESULT	FAIL	Refer to Section C for Remarks 1,2,3
-----------------------	-------------	--

C. REMARKS	
1.	For color Orange, The actual fabric length was 571 meters (-4.8%) instead of 600meters order required. For color Black, The actual fabric length was 282 meters (-6%) instead of 300meters order required. For color Neon Yellow, The actual fabric length was 272 meters (+8.8%) instead of 250 meters order required.
2.	For color Orange, there were total 77 meters length "Crease Mark" in the Roll (4) in wrap yarn direction and total 51 meters length "Crease Mark" in the Roll (3) in wrap yarn direction, besides, the crease mark appeared in different position in the same roll, for details please refer to photo.It was very hard to avoid these defect fabrics during cutting fabric.
3.	For color Neon Yellow, "Crease Mark" was found in the whole Roll (1) (total 139meters) in wrap yarn direction besides, the crease mark appeared in different position in the same roll.It was very hard to avoid these defect fabrics during cutting fabric.

D. ON-SITE TESTS (N/A)				
	Check Points		Findings	Result
1.	Description:			PASS/FAIL/ PENDING
	Sample Size:			

E. ATTACHMENTS	
1.	Picture

Factory's Signature: _____

Inspector's Signature: Wilson Wang



INSPECTION REPORT N010

Client Name:

Barrel USA

Page 2 of 4



Photo 1) Fabric status in warehouse



Photo 2) Fabric checking



Photo 3) Fabric checking




Photo 4) Fabric checking



Photo 5) Crease Mark



Photo 6) Crease Mark



Photo 7) Crease Mark



Photo 8) Crease Mark



Photo 9) Crease Mark



Photo 10) Crease Mark



Photo 11) Crease Mark




Photo 12) Crease Mark



INSPECTION REPORT N010

Client Name:

Barrel USA

Page 3 of 4



Photo 13) Dirty mark



Photo 14) Dirty mark



Photo 15) Dirty mark



Photo 16) Oil mark




Photo 17) Oil mark



Photo 18) Filling Bar



Photo 19) Snag yarn



Photo 20) Crease Mark



Photo 21) Crease Mark



Photo 22) Stop mark



Photo 23) Stop mark



Photo 24) Oil mark



INSPECTION REPORT N010

Client Name:

Barrel USA

Page 4 of 4




Photo 25) Snag yarn



Photo 26) Fabric status after inspection

N/A

Photo 27)

Yotex Apparel